



### District Report Card: 2017


<b>State:</b> Tamil Nadu	<b>District:</b> Tiruchirappalli
<b>Class:</b> 5	<b>Subject:</b> Language
<b>Schools:</b> 60	<b>Students:</b> 1028


### Participation/Coverage


#### Students

 GENDER	Boys		Girls	
	Number	%	Number	%
	497	48.35	531	51.65

 AREA	Rural		Urban	
	Number	%	Number	%
	769	74.81	259	25.19

 CATEGORY	SC		ST		OBC		GEN	
	Number	%	Number	%	Number	%	Number	%
	190	18.48	36	3.50	637	61.96	165	16.05

 CWSN	LD	VI	HI	S&LD	ID	Oth
	3	1	1	2	4	8

 Management	Government		Government-aided	
	Number	%	Number	%
	562	54.67	466	45.33

### Average Performance of Students in Language (%)

Overall	Gender		Area		Management		Social Group			
	Male	Female	Rural	Urban	Govt.	Aided	SC	ST	OBC	GEN
52.61	50.69	54.41	53.26	50.71	51.81	53.58	53.23	44.26	53.13	51.72

## Performance on Learning Outcomes (LOs)

Learning Outcomes	Description	Average Performance(%)
L504	Reads and comprehends independently storybooks, news items/ headlines, advertisements etc.	52.53
L508	Reads text with comprehension, locates details and sequence of events	52.66

Range of Performance of Students who Answered Correctly							
Below 30%		30% - 50%		50% - 75%		Above 75%	
Number	%	Number	%	Number	%	Number	%
173	16.83	309	30.06	398	38.72	148	14.40

## Lowest Performing Learning Outcomes (LOs)

- 1 - Reads and comprehends independently storybooks, news items/ headlines, advertisements etc. (52.53)
- 2 - Reads text with comprehension, locates details and sequence of events (52.66)